

AmcanTile


PRE-PAINTED LONG LENGTH STEEL ROOFING SHEET



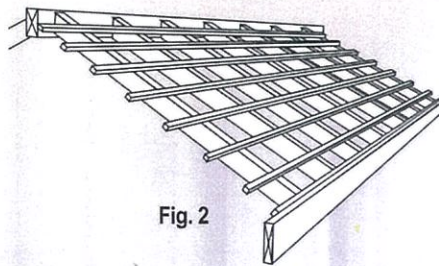
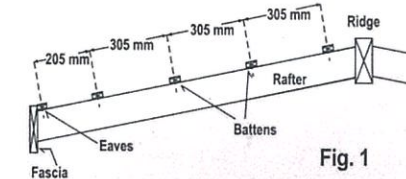
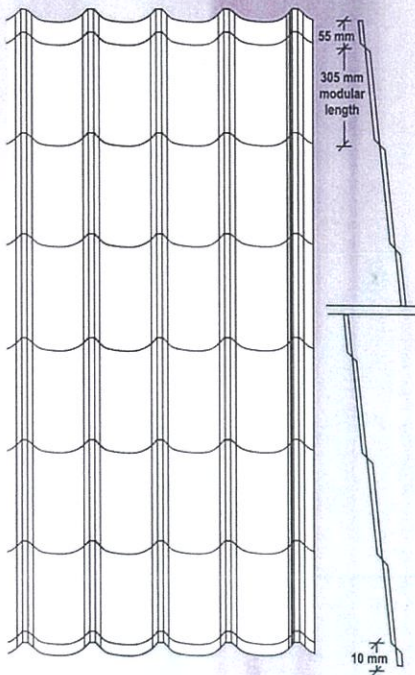
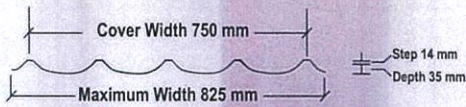

The Beauty of Tile With The Strength of Steel

Amcan Tile

Standard Double Coat & Double Bake System



Super Double Coat & Double Bake System



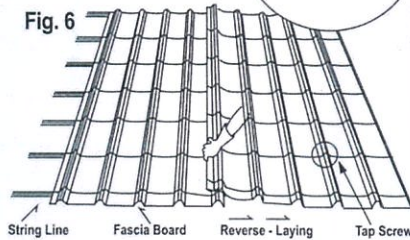
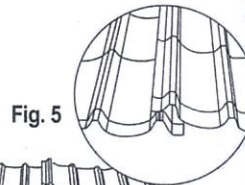
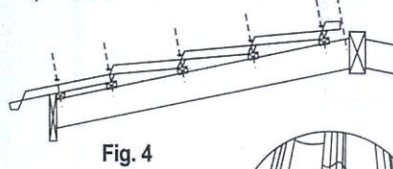
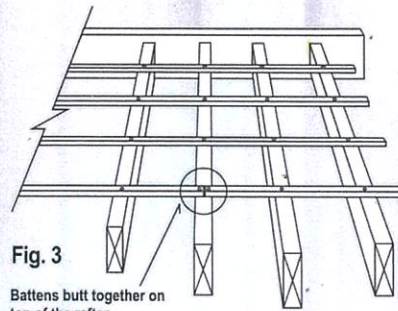
Amcan Tiles are supported on roof battens on the rafters. Tack the eaves batten against the fascia board. Then set and tack the second batten. (Fig. 1). Lay the rest of the battens to module length 305 mm across the rafters up the ridge and tack them in position. (Fig. 2). Battens are cut to length so they butt together on top of the rafters. (Fig. 3).

Minimum sizes for timber battens recommended :

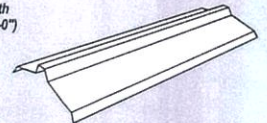
Rafter Centres To Centres	Batten Sizes
Up to 600 mm (2'-0")	50 mm x 38 mm (2" x 1 1/2")
Up to 1200mm (4'-0")	50 mm x 50 mm (2" x 2")
Up to 1500 mm (5'-0")	50 mm x 65 mm (2" x 2 1/2")
Up to 1800mm (6'-0")	50 mm x 75 mm (2" x 3")

Amcan Tiles are laid with steps stepping down the roof slope. (Fig. 4). When looking from the gutter end the overlapping side is on the left. They are laid from right to left-laying method to ensure a tight module fit for weather security. (Fig. 5 & 6).

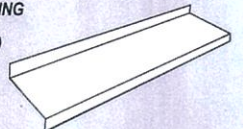
Place the first roofing sheet in position and tack ridge the sheet to the batten through the third ridge of the profile at the fascia and the ridge, so that the left side of the roofing sheet can be lifted for reversed-laying. (Fig. 5 & 6). Run a string line parallel to the fascia board at the front end of the roofing sheets accordingly and square the roofing sheets to the string line. (Fig. 6)



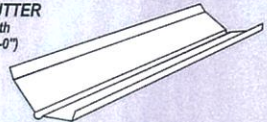
HIP CAP
Standard length
- 2440 mm (8'-0")



WALL FLASHING
Standard length
- 2440 mm (8'-0")



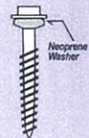
VALLEY GUTTER
Standard length
- 2440 mm (8'-0")



FASTENER
Nail with Neoprene Washer
Galvanised twisted shank and pre-coated colour similar to



TAP SCREW
Self-drilling Hexagon
Washer Face



— Informations contained in this brochure are subject to change without prior notice. —

MANUFACTURER

AMCAN SDN BHD

Lot 779, Block 7, Jalan Demak Laut 3,
MTLD Sejingkat Industrial Park, 93050 Kuching.
P. O. Box 1554, 93732 Kuching, Sarawak, Malaysia.
Tel: +6082-432 323 (Hunting Line)
Fax: +6082-432 828
Email: asb@amcancolor.com
Homepage: http://www.amcancolor.com



DEALER

AMCAN ACCESSORIES